

Voya MI Dynamic Global Equity Strategy

Strategy-At-A-Glance	
Objective ¹	Maximize active returns relative to the MSCI World Index
Value Add	Differentiated process (anti-crowding) Dynamic stock selection (opportunistic) Robust risk management
Inception Date	11/01/21
Strategy Assets ²	\$2.0 million
Benchmark	MSCI World Net Index
Available Vehicles	Separate Account

¹ There is no guarantee that this objective will be achieved.

² AUM as of 06/30/23

Strategy Overview

The Voya Machine Intelligence (MI) Dynamic Global Equity strategy is an AI-driven opportunistic, active strategy that seeks to deliver idiosyncratic alpha without static factor or style biases. The investment process delivers a high conviction portfolio using the latest machine learning and AI techniques under a broader umbrella inclusive of human insights, traditional quant methods, and engineered financial ratios in a process we have coined "Machine Intelligence".

Investment Philosophy

We believe that alpha generation requires a unified approach – combining the best of human & machine.

Our key beliefs:

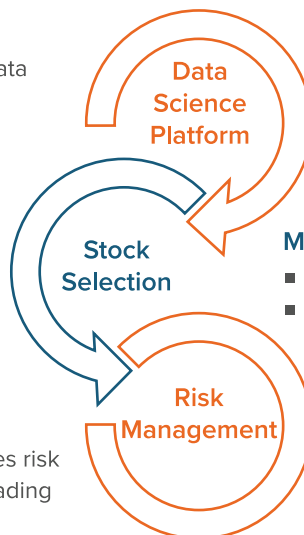
- Combining the depth & rigor of fundamental analysis with the breadth & scalability of machine learning is key
- Volatile markets require a disciplined yet dynamic process that takes advantage of mispriced opportunities and sidesteps emotional biases
- Robust risk management (including active screens for negative events, controversies, crowding and ESG risks) is needed for success

Investment Process

Voya's Machine Intelligence (VMI) team employs a disciplined and repeatable investment process that brings machine learning to fundamental investing. The process begins with transforming messy, raw data into useable information. To achieve this, the human team builds rules to integrate and scrub rich data sets consisting of 10,000+ unique data points per company. Next, this heavily cleansed data is transformed into fundamental "features" (complex financial, fundamental and ESG metrics), via a hybrid human + machine effort. This results in 252 features that provide a deep, holistic view of each company across multiple time horizons. These features serve as building blocks used by VMI's "virtual analysts" (machine learning models) to identify persistent patterns and determine whether or not a stock should be purchased. The virtual analysts send all buy recommendations to a set of "virtual traders", who analyze shorter term data to determine the entry/exit timing of each stock. Finally, comprehensive risk constraints are applied and human portfolio managers and traders are responsible for the execution of the portfolio. The strategy is traded on a weekly and/or ad hoc basis when needed to take advantage of market volatility.

Human

Financial analysts/data scientists curated fundamental data to construct features



Machine

- Virtual analysts pick stocks
- Virtual traders improve timing

Human

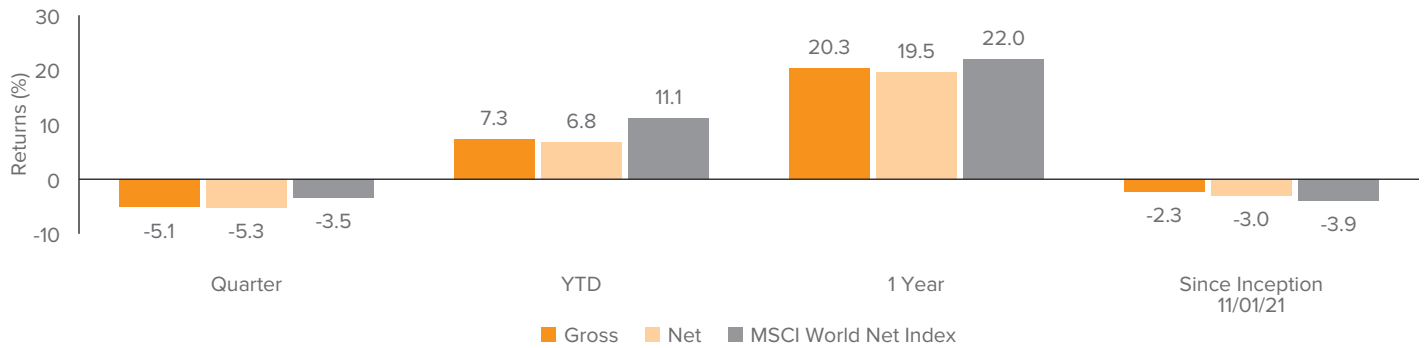
- PM team oversees risk
- No automated trading

Not FDIC Insured | May Lose Value | No Bank Guarantee

For financial professional or qualified institutional investor use only. Not for inspection by, distribution or quotation to, the general public.

Performance

Voya MI Dynamic Global Equity Composite



Past performance does not guarantee future results.

Voya Investment Management claims compliance with the Global Investment Performance Standards (GIPS®). GIPS® is a registered trademark of CFA Institute. CFA Institute does not endorse or promote this organization, nor does it warrant the accuracy or quality of the content contained herein. **To learn more on the GIPS® compliance Schedule of Composite Performance go to: <https://institutional.voya.com/document/product/gips.pptx>.**

The Composite performance information represents the investment results of a group of fully discretionary accounts managed with the investment objective of outperforming the benchmark. Information is subject to change at any time. Gross returns are presented after all transaction costs, but before management fees. Returns include the reinvestment of income. Net performance is shown after the deduction of a model management fee equal to the highest fee charged. Benchmark source: MSCI

The **MSCI World Net Index** is an unmanaged free float-adjusted market capitalization-weighted index that is designed to measure equity market performance in the global developed and emerging markets, excluding the US Index returns do not reflect fees, brokerage commissions, taxes or other expenses of investing.

Indexes do not reflect fees, brokerage commissions, taxes or other expenses of investing, and investors cannot directly invest in an index.

For financial professional or qualified institutional investor use only. Not for inspection by, distribution or quotation to, the general public.

Portfolio Highlights

	Sector Weightings ³			Trailing 1-Year Attribution Analysis		
	Portfolio	MSCI World Net Index	Overweight/Underweight	Allocation Effect	Selection Effect	Total Effect
Communication Services	2.61	7.40	-4.79	-0.33	0.15	-0.19
Consumer Discretionary	7.22	10.87	-3.65	0.15	0.05	0.20
Consumer Staples	11.79	7.21	4.59	-0.20	0.43	0.23
Energy	0.00	5.21	-5.21	-0.18	0.08	-0.11
Financials	14.87	14.97	-0.10	0.46	-0.50	-0.04
Health Care	12.39	12.83	-0.44	0.34	0.80	1.14
Industrials	15.98	10.77	5.21	0.72	-1.21	-0.49
Information Technology	20.16	21.71	-1.55	0.52	-1.99	-1.47
Materials	3.67	4.09	-0.42	0.08	-0.72	-0.64
Real Estate	4.14	2.32	1.82	-0.99	1.60	0.61
Utilities	7.16	2.62	4.54	-0.48	-0.26	-0.74
Cash	NA	NA	NA	-0.17	0.00	-0.17
Total	100.00	100.00	0.00	-0.08	-1.57	-1.65

Portfolio Characteristics	Composite	MSCI World Net Index
Weighted Avg. Cap (\$ Millions)	64,865	445,449
Active Share	91	NA
P/E (next 12 mos.)	17.23	19.91
EPS Growth (3-5 Year Estimate)	9.03	10.81
Price to Cash Flow	17.13	18.36
ROA (%)	6.73	9.72
Dividend yield	2.52	2.04
PEG Ratio (next 12 mos.)	2.17	2.03

Top Ten Holdings (%)	Portfolio
British American Tobacco p.l.c.	3.24
Amphenol Corporation	2.99
Keurig Dr Pepper Inc.	2.76
SS&C Technologies Holdings, Inc.	2.39
SEI Investments Company	2.31
Lottery Corporation Limited	2.20
3M Company	2.18
EMS-CHEMIE HOLDING AG	2.06
Intercontinental Exchange, Inc.	2.03
General Dynamics Corporation	1.91


Top Ten Active Overweights (%)	Portfolio
British American Tobacco p.l.c.	3.11
Amphenol Corporation	2.90
Keurig Dr Pepper Inc.	2.71
SS&C Technologies Holdings, Inc.	2.36
SEI Investments Company	2.30
Lottery Corporation Limited	2.19
3M Company	2.09
EMS-CHEMIE HOLDING AG	2.05
Intercontinental Exchange, Inc.	1.91
Evergy, Inc.	1.83

³ Ex-cash and other

Characteristics are based on a representative account in the composite that we believe best represents the portfolio management style of the composite. Characteristics may be adjusted to exclude securities for which data is not available or for extreme data outliers via commonly-used trimming methodologies. Attribution analysis is for informational purposes only, and is not intended as investment advice. Holdings are subject to change. The fees charged by Voya Investment Management are described in Part II of its Form ADV. The information shown is supplemental only. **Past performance does not guarantee future results.** Totals may not equal due to rounding.

For financial professional or qualified institutional investor use only. Not for inspection by, distribution or quotation to, the general public.

Portfolio Managers



Vincent Costa, CFA
Chief Investment Officer, Equities
 Years of experience: 38
 Years with firm: 17



Gareth Shepherd, PhD, CFA
Co-head Voya Machine Intelligence, Portfolio Manager
 Years of experience: 25
 Years with firm: 3



Russell Shtern, CFA
Portfolio Manager, Voya Machine Intelligence
 Years of experience: 23
 Years with firm: 1

Voya Investment Management

Voya Investment Management provides both core and specialized investment strategies to institutions, financial intermediaries and individual investors worldwide. Drawing on a 50-year legacy of active investing and the expertise of over 300 investment professionals, Voya Investment Management manages approximately \$319 billion* in assets across public and private fixed income, equities, multi-asset solutions and alternative strategies.

Our award-winning culture is grounded in a commitment to understanding and anticipating clients' needs, producing strong investment performance, and embedding diversity, equity and inclusion in everything we do. Voya Investment Management is the asset management business of Voya Financial (NYSE: VOYA), a leading health, wealth and investment company with 9,000 employees dedicated to serving the needs of over 14 million individual and workplace clients.

*As of 06/30/23. Voya IM assets are calculated on a market value basis and include proprietary insurance general account assets of \$33 billion.

All investing involves risks of fluctuating prices and the uncertainties of rates of return and yield inherent in investing. Price volatility, liquidity, and other risks that accompany an investment in equity securities of domestic and foreign companies, and small and mid sized capitalized companies. International investing does pose special risks including currency fluctuation, economic and political risks not found in investments that are solely domestic. Risks of foreign investing are generally intensified for investments in emerging markets. Investment Model: A manager's proprietary model may not adequately allow for existing or unforeseen market factors or the interplay between such factors, and even a model that performs in accordance with the manager's intentions may underperform other investment strategies or result in greater losses than other strategies. The proprietary models used by a manager to evaluate securities or securities markets are based on the manager's understanding of the interplay of market factors and do not assure successful investment. The markets, or the prices of individual securities, may be affected by factors not foreseen in developing the models. Strategies that are actively managed, in whole or in part, according to a quantitative investment model, including models using artificial intelligence to select securities, can perform differently from the market as a whole based on the investment model and the factors used in the analysis, the weight placed on each factor, and changes from the factors' historical trends. Mistakes in the construction and implementation of the investment models (including, for example, data problems and/or software issues) may create errors or limitations that might go undetected or are discovered only after the errors or limitations have negatively impacted performance. There is no guarantee that the use of these investment models will result in effective investment decisions for the strategy.

The strategy employs a quantitative model to execute the strategy. Data imprecision, software or other technology malfunctions, programming inaccuracies and similar circumstances may impair the performance of these systems, which may negatively affect performance. Furthermore, there can be no assurance that the quantitative models used in managing the strategy will perform as anticipated or enable the strategy to achieve its objective.

This information is proprietary and cannot be reproduced or distributed. Certain information may be received from sources Voya Investment Management ("Voya IM") considers reliable; Voya IM does not represent that such information is accurate or complete. Certain statements contained herein may constitute "projections," "forecasts" and other "forward-looking statements" which do not reflect actual results and are based primarily upon applying retroactively a hypothetical set of assumptions to certain historical financial data.

Actual results, performance or events may differ materially from those in such statements. Any opinions, projections, forecasts and forward-looking statements presented herein are valid only as of the date of this document and are subject to change. Nothing contained herein should be construed as (i) an offer to buy any security or (ii) a recommendation as to the advisability of investing in, purchasing or selling any security. Voya IM assumes no obligation to update any forward-looking information.

©2023 Voya Investments Distributor, LLC · 230 Park Ave, New York, NY 10169 · All rights reserved.
 (800) 992-0180 Individual Investors | (800) 334-3444 Investment Professionals
 FFIB-MIDGE (1001-100123-ex013124) 220258

For financial professional or qualified institutional investor use only. Not for inspection by, distribution or quotation to, the general public.

